




A-1



A-1

H-5

H-4


H-1(H-2)

C-22




C-22

H-3





C-23(C-24)



C-22

C-2

24




B-12(B-13)






B-12(B-13)

B-6 (B-5)



B-6 (B-5)





B-6 (B-5)


E-2

E-1

20 Batman Begins Batmobile
"The Tumbler"

<http://www.paperinside.com/tumbler>
2005C, cadfas@gmail.com

E-3



B-5(B-6)

E-3(E-2)



B-23



A-2



A-6


**Laminate this part
with a black cardstock**



A-6

B-19

B-20




B-21

Laminate these parts
with a black cardstock



B-22






A-3

A-8

A-9

A-3



C-3


C-2

D-18



D-19

D-9



D-8



D-10



D-11



D-17



D-16



D-12

D-16

D-15

D-13

D-14





D-28




D-25 (D-26)



**Laminate these parts
with a black cardstock**


D-25 (D-26)



D-28



D-27




D-26


D-28

D-25

D-27

H-6 (H-7)
















D-24

Laminate this part (D-23)
with a black cardstock



D-23

D-24





C-18(C-19)

H-8(H-9)



C-20(C-21)







E-16 (x2)



D-30

**Laminate this part
with a black cardstock**

E-16



D-30

D-29



**Laminate this part
with a black cardstock**




D-29



C-11(C-10)




C-7(C-6)



A-11(x12) C-1(x8)

C-7(C-6)




C-11(C-10)

minate these parts (B-9, A-7)
th a black cardstock



B-9(A-7)



A-11(C-1)

C-8(C-9)





C-8 (C-9)





C-14 (C-15)

C-14

C-15



C-12 (C-13)



C-14 (C-15)

C-12 (C-13)

C-16 (C-17)



B-10 (B-11)




B-10 (B-11)


C-16 (C-17)

C-14 (C-15)

C-12 (C-13)







A-5(A-4)

**Laminate these part
with a black cardstoc**





B-8(B-7)

**Laminate these parts
with a black cardstock**






A black metal rod is positioned diagonally across the frame, extending from the top-left towards the bottom-right. The rod has a small, V-shaped notch cut into its surface. The background is a solid, bright yellow color.

G-7





E-12

E-13

E-14

E-15





Ø1/8"



gold



E-4


E-5





D-1 to D-6





D-3 (D-4)

D-7

Internal Rear Wheel Assembly Detail





External Rear Wheel assembly detail



F-3 (x2)





D-1 (D-2)


#####

#####

#####

#####

D-5 (D-6)





B-3




B-4





B-2







A-10






A-10


B-1





B-1

B-14






B-14



B-17



B-17



B-18 (B-15)



B-15


B-18



Ø1/32"








B-16

C-4 (C-5)



E-6(E-7)




E-8(E-9)




E-10(E-11)





E-10(E-11)

E-8(E-9)



E-6(E-7)

E-10(E-11)

E-8(E-9)

Front Wheel assembly detail









**Thank you
for downloading
'The Tumbler'**