

Pomeranian

A Pomeranian is a dog breed which originates from the Pomerania region, and are covering the north west of Poland and north east of Germany. The dogs were brought to England around the 18th century, and came to be known and loved as Pomeranians. Following their introduction, a smaller breed was developed in England, leading to the type we know today. They have very wary personalities but are also fun-loving and active.



● Front



● Side



● Back



*Assembly instructions on pages 1 and 2, and pattern on page 3.

★ Assembly Instructions

- 1) Carefully cut out the parts.
- 2) Fold along the dotted lines, making mountain or valley folds as indicated.
- 3) Follow the order indicated in the instructional diagrams, and attach the parts to assemble.
(Read the Explanation of Symbols for more information.)
- 4) Your paper craft model is finished!

★ Tools

Scissors, glue (We recommend craft glue.)

★ Caution

Keep scissors and glue away from small children.
Be careful not to cut your fingers when using scissors.
Fold the folding lines before gluing.

★ Explanation of Symbols



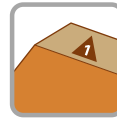
————— Cut line



- - - - - Mountain fold



- - - - - Valley fold



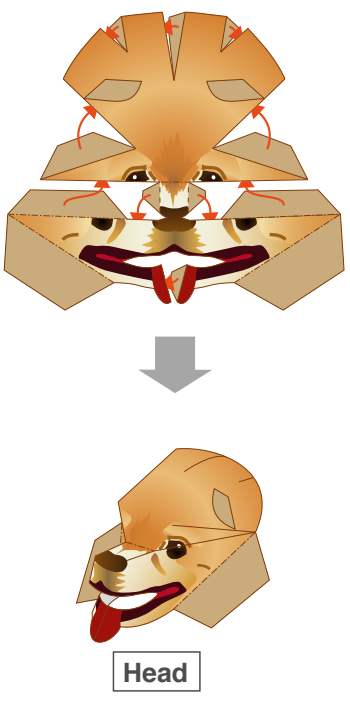
△ Numbered glue tabs
Glue the parts together in the order indicated by the numbers.



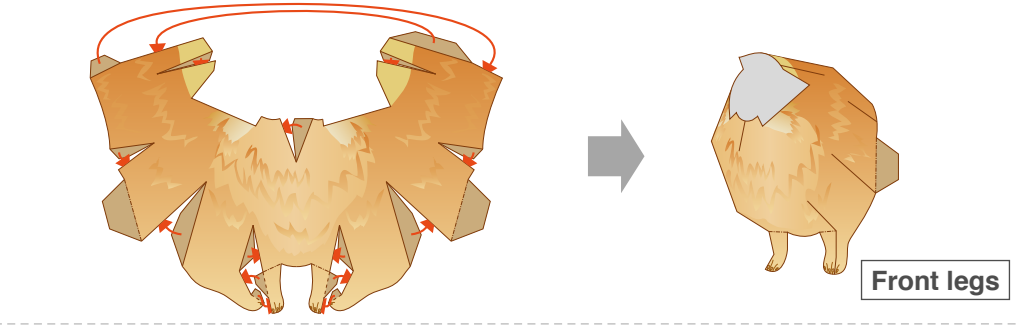
△ Glue tabs with symbols and part names
These tabs are to be glued onto the matching parts, which name is indicated on the tab.

★ **Assembling the Pomeranian**

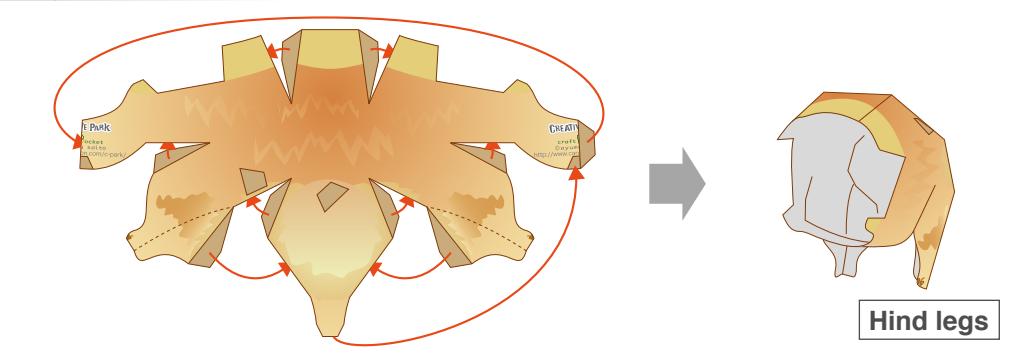
1 Assemble the head



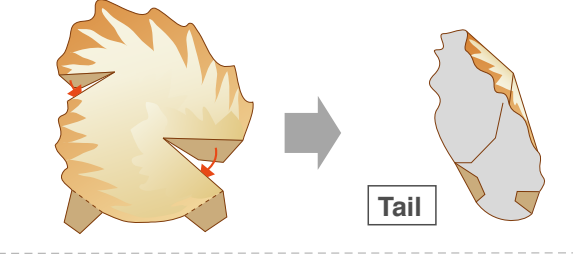
2 Assemble the front legs



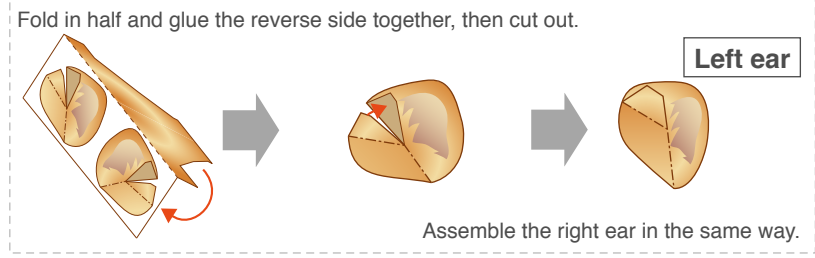
3 Assemble the hind legs



4 Assemble the tail



5 Assemble the ears (right and left)



6 Assemble the whole body

